

STONE

Cerniere regolabili a doppio gambo,
disponibile anche con cerniere a
scomparsa
*2 pins adjustable hinges, available also
with concealed hinges*



Vetrocamera fino 36 mm
Up to 36 mm insulated glazing

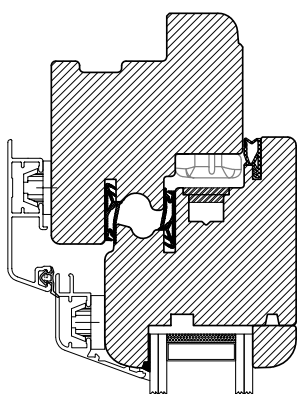
Ferramenta argento
Silver hardware

Ante e telai in lamellare
Laminated sash and frame

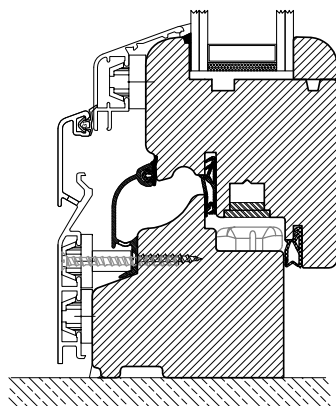
Profilo esterno in alluminio
External aluminum cladding

Disponibile anche nella versione antieffrazione.
Available with burglar resistant characteristics.

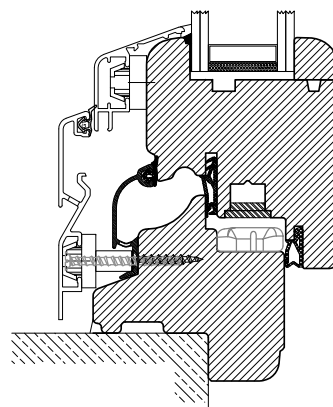
STONE 86x82



Opzione 1
traverso inferiore standard
Standard lower beam

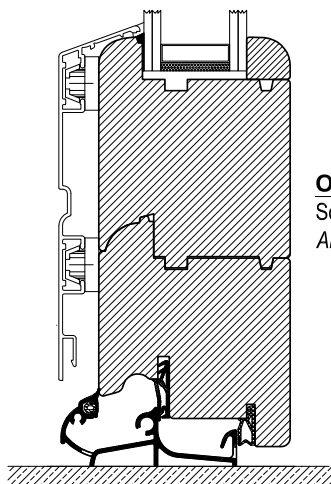


Opzione 2
traverso inferiore ribassato
Lower beam with integrated jamb

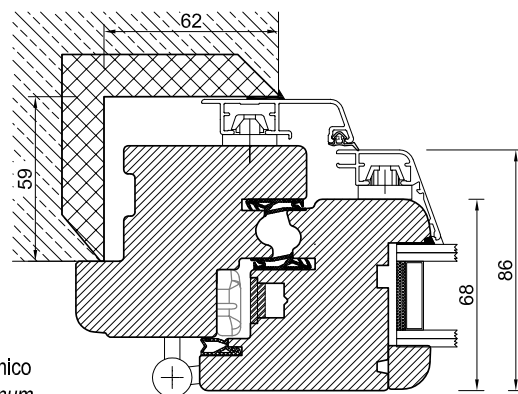


Profilo in legno-alluminio 86x82
4 guarnizioni
U_w fino a 1,2 W/(m²K)
U_g fino a 0,9 W/(m²K)
Spessore vetro fino a 36 mm
R_w infisso fino a 42 dB
A richiesta antieffrazione

Wooden profile + aluminum
cladding 86x82
4 gaskets
U_w up to 1,2 W/(m²K)
U_g up to 0,9 W/(m²K)
Glass thickness up to 36 mm
R_w window up to 42 dB
Burglar resistant option available



Opzione A
Soglia standard in alluminio
Aluminum standard threshold



Opzione B
Soglia con taglio termico
*Thermal break aluminum
threshold*

